

SSFA comparison

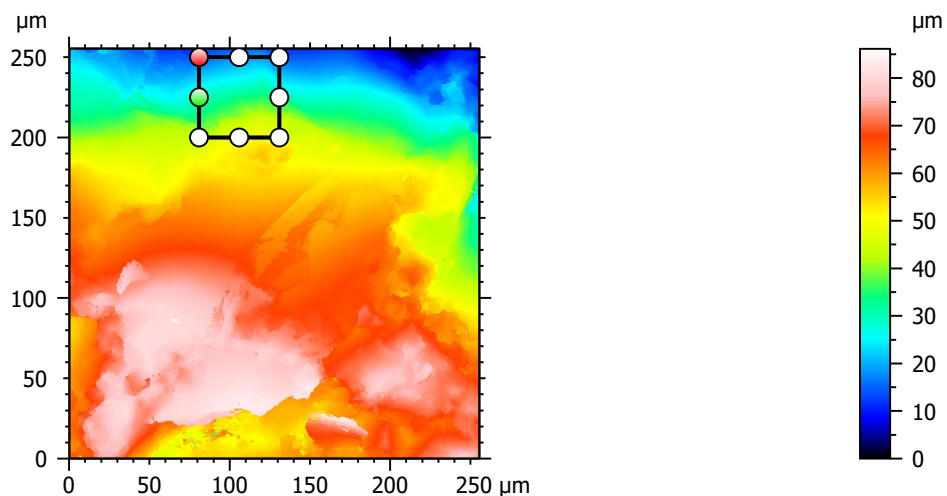
Template to process all lithic surfaces acquired with the Zeiss LSM 800 with the 50x/0.95 objective.

A. Processing

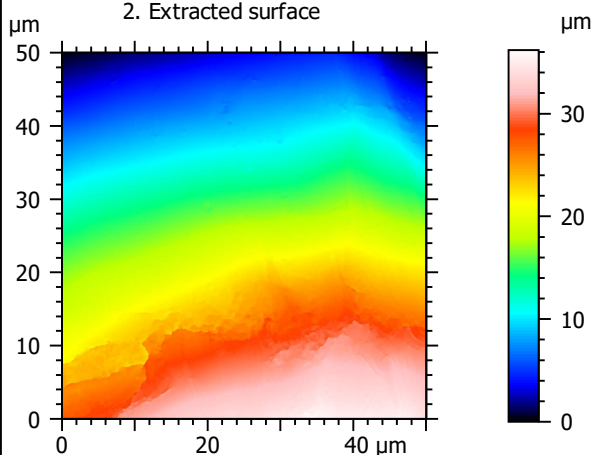
Identity card

Name:	QTZ3-5_LSM_50x-0.95_20190418_Area2_Topo		
File path:	D:\Data\3Ddata\SSFA\Lithics\Original surfaces\QTZ3-5_LSM_50x-0.95_20190418_Area2_Topo.sur		
Created on:	4/18/2019 4:19:09 PM		
Studiable type:	Surface		
Axis:	X		
Length:	255.5	µm	
Size:	3000	points	
Spacing:	0.08519	µm	
Axis:	Y		
Length:	255.5	µm	
Size:	3000	points	
Spacing:	0.08519	µm	
Axis:	Z		
Layer type:	Topography		
Length:	86.16	µm	
Size:	65532	digits	
Spacing:	0.001315	µm	
NM-points ratio:	0.000 % (0 Pts)		

1. Acquired surface

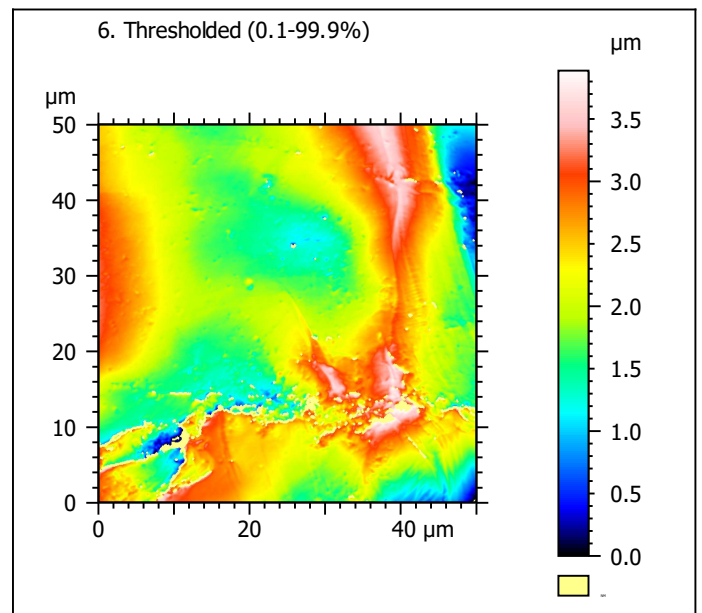
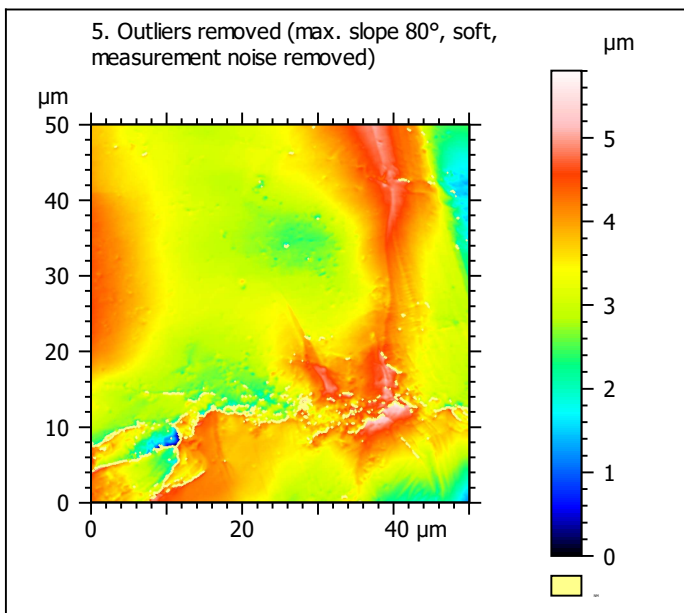
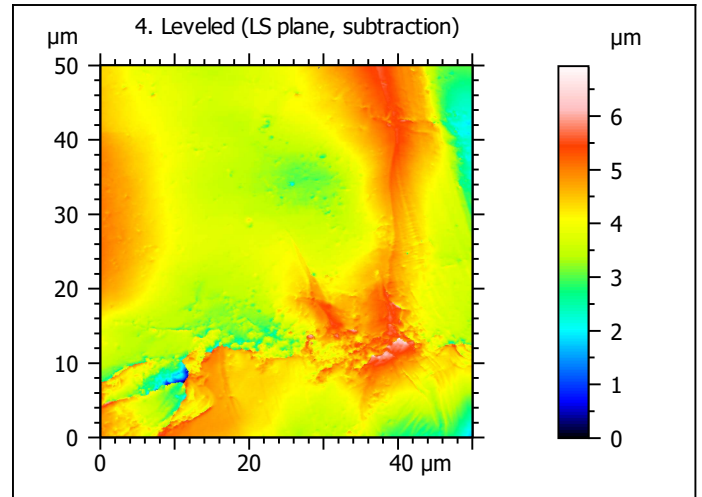
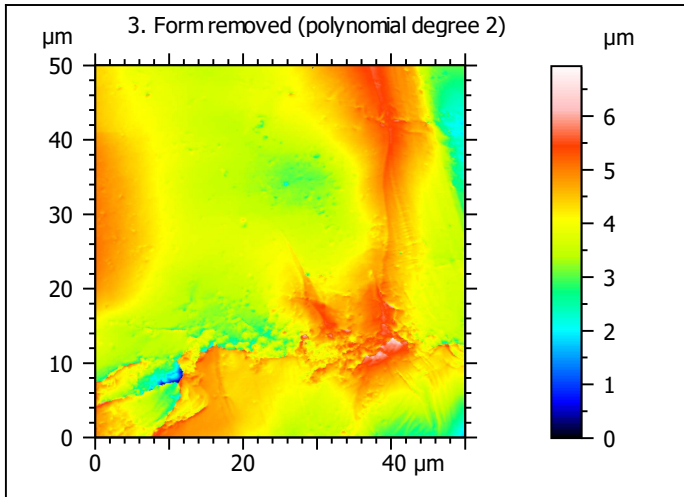


2. Extracted surface



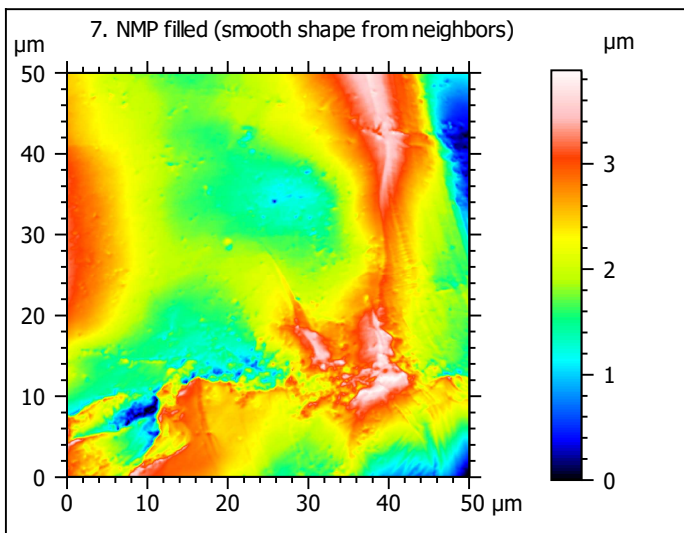
Identity card

Name:	QTZ3-5_LSM_50x-0.9...opo > Extracted area		
Axis:	X		
Length:	50.00	µm	
Size:	588	points	
Axis:	Y		
Length:	50.00	µm	
Size:	588	points	
Axis:	Z		
Layer type:	Topography		
Length:	36.19	µm	
Size:	27528	digits	
NM-points ratio:	0.000 % (0 Pts)		

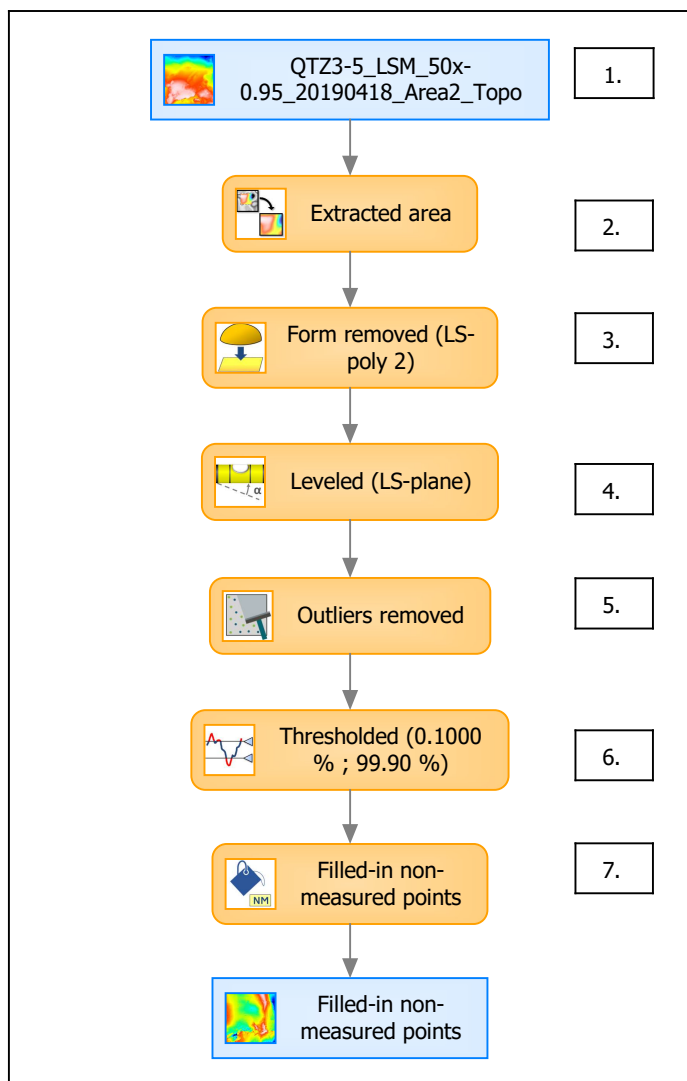


Identity card	
Name:	QTZ3-5_LSM_50x-0.9...e) > Outliers removed
Axis:	Z
NM-points ratio:	2.451 % (8475 Pts)

Identity card	
Name:	QTZ3-5_LSM_50x-0.9...0.1000 % ; 99.90 %)
Axis:	Z
NM-points ratio:	2.646 % (9149 Pts)



B. Summary



Identity card

Name: QTZ3-5_LSM_50x-0.95_20190418_Area2_Topo > Extracted area ...resholded (0.1000 % ; 99.90 %) > Filled-in non-measured points

Studiabale type: Surface

Axis: X

Length: 50.00 μm
Size: 588 points
Spacing: 0.08519 μm

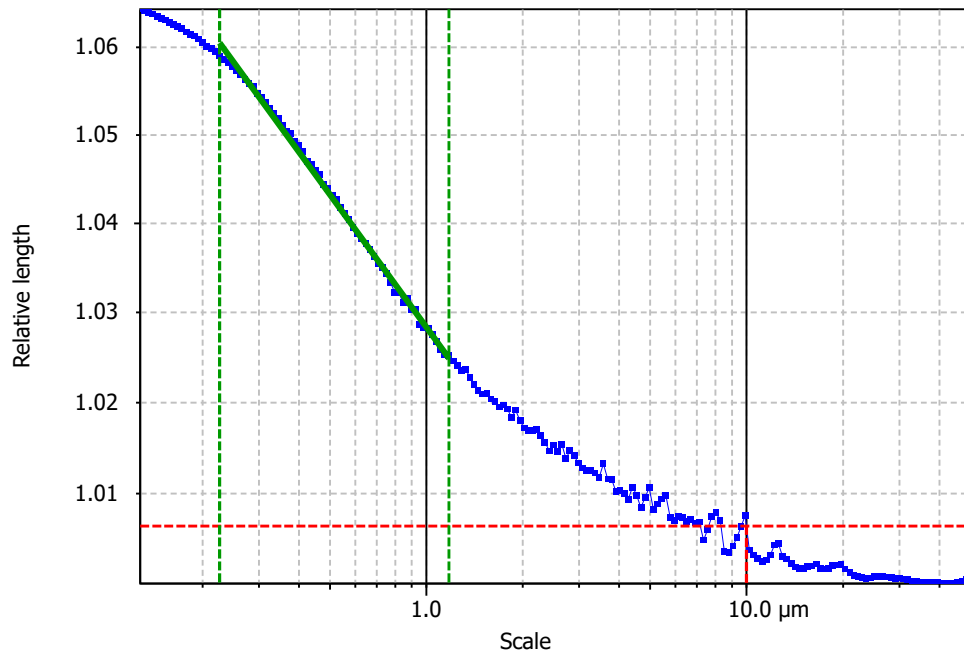
Axis: Y

Length: 50.00 μm
Size: 588 points
Spacing: 0.08519 μm

Axis: Z

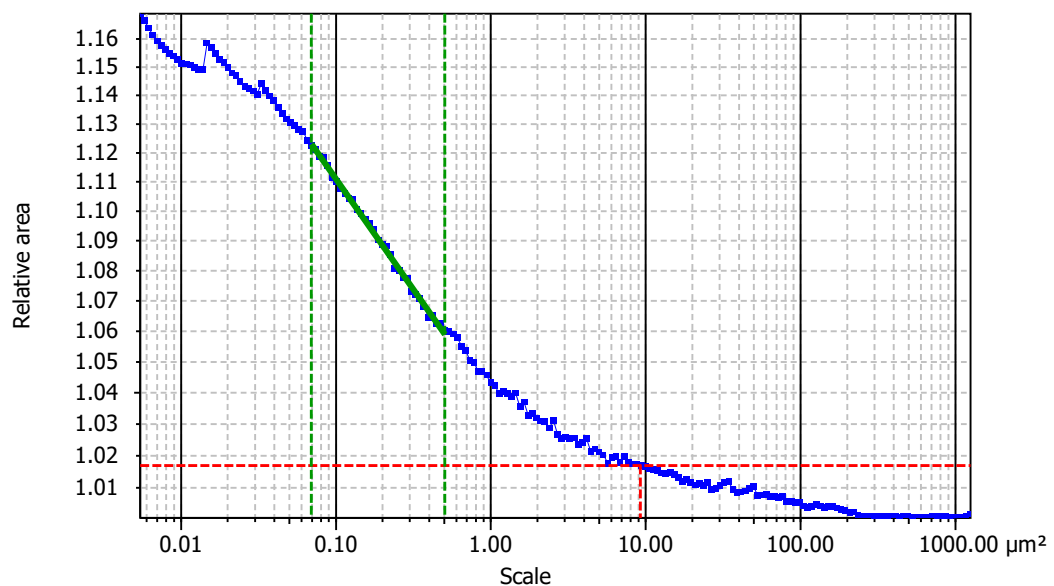
Layer type: Topography

Length: 3.886 μm
Size: 2956 digits
Spacing: 0.001315 μm

**Information**

Method	Length-scale (rows)
--------	---------------------

Parameters	Value	Unit	Comment
epLsar	0.0048		Length-scale anisotropy (<i>Sfrax</i>) (1.8 μm , 5°)
NewEplsar	0.01764		Length-scale anisotropy (1.8 μm , 5°)

**Information**

Method	Area-scale (four corners)
--------	---------------------------

Parameters	Value	Unit	Comment
R ²	0.9972		Reg. coefficient R ²
Asfc	29.63		Fractal complexity
Smfc	0.1650	μm^2	Scale of max complexity
HAsfc9	1.201		Heterogeneity of Asfc (3x3)
HAsfc81	1.739		Heterogeneity of Asfc (9x9)